

QUICKMIKE

NON-ROTATING SPINDLE TYPE DIGITAL MICROMETER

SMALL TOOL INSTRUMENTS
AND DATA MANAGEMENT

COOLANT PROOF™ IP65



1 revolution of thimble feeds the non-rotating spindle

10 mm!



Thimble 1 revolution



Quickmike's evolution to easier and speedier measurement!

Quickmike

MeasurLink[®] ENABLED
Data Management Software by Mitutoyo

Products equipped with the measurement data output function can be connected to the measurement data network system MeasurLink



293-666-20



293-668-20



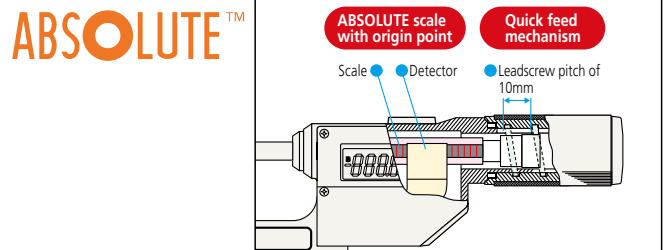
Quick measurement 20 times faster feed rate

The Quickmike provides a speedy spindle feed of 10 mm per thimble rotation that enables widely differently sized features to be measured quickly. Also, 30 mm of wide measuring range, which is 5 mm longer than the standard type, allows measurement of multiple workpieces.



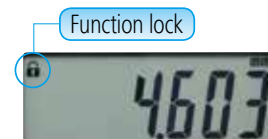
Absolute scale

The ABS (absolute) linear scale eliminates the need for origin point setting at every power-on and achieves high reliability while being free from overspeed error.



Function locking prevents misoperation!

Function lock enhances usability by preventing the origin from being accidentally changed during measurement.



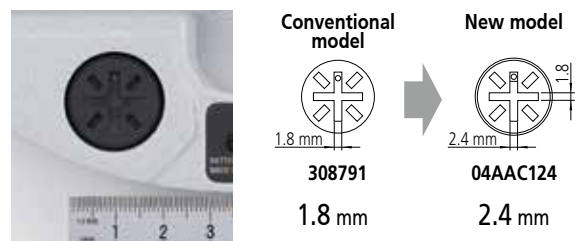
Minimum-value hold function ensures measurement value is retained!

The micrometer spindle can be retracted from the workpiece while the measurement value is retained in the display until cleared.



Battery cap can be easily opened

The groove in the battery cap has been increased from 1.8 mm to 2.4 mm in width to enable the cap to be more easily opened.



Protection level upgraded from IP54 to IP65

Resistant to oil, water, and dust ingress. Useful on the shop floor where coolant may splash on the micrometer.


COOLANT PROOF™ IP65

COOLANT PROOF is the universal term for Mitutoyo Digimatic Small Tool Instruments that are not only resistant to dust and water ingress but also to deterioration due to contact with the cutting oil or coolant fluids*1 in normal use.

*1: Some types of aggressive cutting oil or coolant may degrade the sealing materials over time.

Visibility improved

Extra-large LCD digits enable easy reading of measurement values.



Extended battery life

Low-power electronics have extended the battery life to 5 years in normal use*2.

*2: Typical, assuming average frequency of use and normal applications.

Standard Micrometers

Specifications

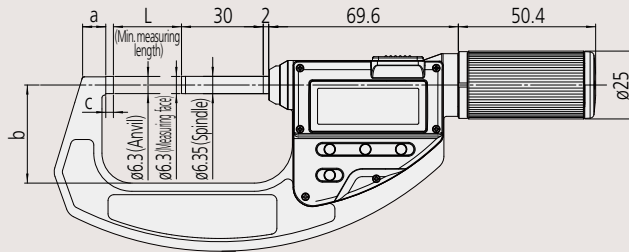
| Metric | | | | | | | |
|------------|-------------|-----------|----------|-------------|-----------------------|-------|-----------------|
| Order No. | Range | Accuracy* | Flatness | Parallelism | Constant-force device | Mass | Output function |
| 293-666-20 | 0 - 30 mm | ±2 μm | 0.3 μm | 2 μm | Yes | 275 g | Yes |
| 293-667-20 | 25 - 55 mm | | | | | 340 g | |
| 293-668-20 | 50 - 80 mm | ±3 μm | 3 μm | 480 g | | | |
| 293-669-20 | 75 - 105 mm | | | 585 g | | | |

* Excluding quantizing error of ±1 count

| Inch/Metric | | | | | | | |
|-------------|------------|-------------|-------------|-------------|-----------------------|-------|-----------------|
| Order No. | Range | Accuracy* | Flatness | Parallelism | Constant-force device | Mass | Output function |
| 293-676-20 | 0 - 1.2 in | ±0.0001 in | 0.000012 in | 0.00008 in | Yes | 275 g | Yes |
| 293-677-20 | 1 - 2.2 in | | | | | 340 g | |
| 293-678-20 | 2 - 3.2 in | ±0.00015 in | 0.00012 in | 0.00012 in | 480 g | | |
| 293-679-20 | 3 - 4.2 in | | | | 585 g | | |

* Excluding quantizing error of ±1 count

Dimensions



Unit: mm

| Measuring range | L | a | b | c |
|-----------------|----|------|----|-----|
| 0 - 30 mm | 0 | 6.2 | 25 | 2 |
| 25 - 55 mm | 25 | 8.5 | 36 | 2.8 |
| 50 - 80 mm | 50 | 10.3 | 47 | 2.8 |
| 75 - 105 mm | 75 | 10.7 | 60 | 2.8 |

Special-purpose types

Crimp Height Micrometer

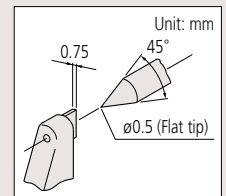


Features

- For crimp height measurement of a crimped terminal

Specifications

- Range: 0 - 15 mm (342-451-20)
- Accuracy: ±3 μm



Disk Micrometers

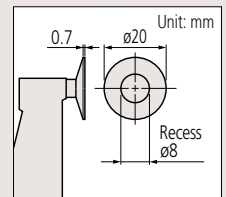


Features

- For root tangent length measurement of spur and helical gears
- Measurable range of gear pitch: 0.5 to 6 module

Specifications

- Ranges: 0 - 30 mm (369-411-20)
25 - 55 mm (369-412-20)
0 - 1.2 in (369-421-20)
1 - 2.2 in (369-422-20)
- Accuracy: ±4 μm / ±0.0002 in
- Parallelism: 4 μm / 0.0002 in
- Flatness: 1 μm / 0.00004 in



Blade Micrometers

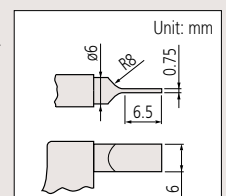


Features

- Blade type anvil and spindle for measuring narrow-groove diameters and similar features of round workpieces.

Specifications

- Ranges: 0 - 30 mm (422-411-20)
25 - 55 mm (422-412-20)
0 - 1.2 in (422-421-20)
1 - 2.2 in (422-422-20)
- Accuracy: ±3 μm / ±0.00015 in
- Parallelism: 3 μm / 0.00015 in



Common specifications

- Spindle feed: 10 mm per revolution
- Resolution: 0.001 mm
- Quantizing error: ±1 count
- Protection level: IP65 *3
- Power supply: Silver oxide button cell battery SR44
- Battery life: Approx. 5 years under normal use
- Output: Measurement Data
- Operating temperature: 5 to 40 °C
- Storage temperature: -10 to 60 °C
- Standard accessories: Silver oxide button cell battery SR44 (9038882), 1 pc. supplied for testing purposes only. Setting standard (excluding 0-15/30 mm and 0-1.2 inch range models)

*3: Rust prevention treatment should be applied after use.

Common functions

- Preset (ABS measurement system)
- Zero-setting (INC measurement system)
- Hold
- Function lock
- Auto power off
- Measurement Data output
- Error alarm
- Minimum value hold

Optional accessories


- Connecting cable to DP-1VA LOGGER
1 m: **05CZA662**
2 m: **05CZA663**
Note: Water-proof type which is not compatible with standard Digimatic micrometers.
- Digimatic mini processor DP-1VA LOGGER: **264-505**
- Connection with PC (wired communication): USB Input Tool Direct USB-ITN-B (2 m): **06AFM380B**
- Connection with PC (wireless communication): Connecting cable to U-WAVE-T (160 mm): **02AZD790B**
Cable for foot switch: **02AZE140B**



**Whatever your challenges are,
Mitutoyo supports you from start to finish.**

Mitutoyo is not only a manufacturer of top quality measuring products but one that also offers qualified support for the lifetime of the equipment, backed up by comprehensive services that ensure your staff can make the very best use of the investment.

Apart from the basics of calibration and repair, Mitutoyo offers product and metrology training, as well as IT support for the sophisticated software used in modern measuring technology. We can also design, build, test and deliver bespoke measuring solutions and even, if deemed cost-effective, take your critical measurement challenges in-house on a sub-contract basis.



**Find additional product literature
and our product catalogue**

www.mitutoyo.eu

Note: Product illustrations are without obligation. Product descriptions, in particular any and all technical specifications, are only binding when explicitly agreed upon. MITUTOYO is either registered trademarks or trademarks of Mitutoyo Corp. in Japan and/or other countries/regions. Excel, Microsoft, and Windows are either registered trademarks or trademarks of Microsoft Corporation in the United States and/or other countries. Other product, company and brand names mentioned herein are for identification purposes only and may be the trademarks of their respective holders.

Mitutoyo

Mitutoyo Europe GmbH

Borsigstraße 8-10
41469 Neuss

Tel. +49 (0) 2137-102-0
Fax +49 (0) 2137-102-351

info@mitutoyo.eu
www.mitutoyo.eu