

# ABS Coolant Proof Caliper Coolant Proof Micrometer

Catalog No. E4260-293/500



Coolant Proof stands up to water, oil, and dirt.

Development of a new length measuring system has enabled the creation of **IP66/IP67** protection level calipers.

New waterproofing structural technology has enabled the creation of **IP65** protection level micrometers.

**Mitutoyo**



# ABS Coolant Proof Caliper/

## Various Inspection Processes

Achieving IP66/IP67 protection level

### ABS Coolant Proof Caliper



Type	Level	Description
Protection from solid objects (people or things)	6: Dust-tight	No ingress of dust.
Protection from liquids (water, etc.)	6: Protected against powerful water jets.	Water projected in powerful jets* against the enclosure from any direction shall have no harmful effects.
	7: Protected against the effects of temporary immersion in water.	Ingress of water in quantities causing harmful effects shall not be possible when the enclosure is temporarily immersed 1 meter in water under standardized conditions of pressure and time.



\* Size of direct jets: uses 12.5 mm (inner diameter) nozzle emitting a 100 kPa jet of water at 100 liters per minute for at least 3 minutes from a distance of approx. 3 meters.

Realizing IP65 for protection level

### Coolant Proof Micrometer



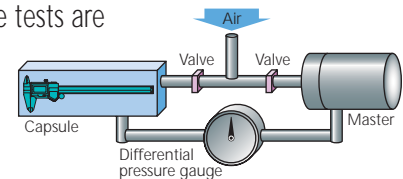
Type	Level	Description
Protection from solid objects (people or things)	6: Dust-tight	Protection against ingress of dust and full protection against contact.
Protection from liquids (water, etc.)	5: Protected against water jets.	Water projected in jets* against the enclosure from any direction shall have no harmful effects.



\* Size of direct jets: uses 6.3 mm (inner diameter) nozzle emitting a 30 kPa jet of water at 12.5 liters per minute for at least 3 minutes from a distance of approx. 3 meters.

### Air leakage detection system used for water-proof testing

Generally, air leakage tests are performed to evaluate water resistance.



Testing begins by

placing a measuring tool into the capsule. Next, air with equivalent pressure is supplied to the capsule and the master, then the valves are closed. If none of the air in the capsule seeps into the measuring tool, the capsule's air pressure will remain equal to that in the master, and the differential pressure gauge will continue to point to the center. However, if some air does seep into the measuring tool, it will create an air pressure difference in the amount indicated by the differential pressure gauge. Thus, detection of air pressure differences is used as a criterion for judging leakage. Every single unit of the ABS Coolant Proof calipers and Coolant Proof micrometer is tested this way for air leakage to help ensure product quality.

to water, oil, and dirt.

# IP65 Coolant Proof Micrometer

to Ensure Mitutoyo's Coolant Proof Quality



### Can be used with all of these coolants: (FYI)

\* Tests were performed with positive results for all of the following types of coolants in brands

- |                             |                           |                               |
|-----------------------------|---------------------------|-------------------------------|
| Water-insoluble cutting oil | Water-soluble cutting oil | EDM electrolytes              |
| - Activated chlorine sulfur | - Emulsions               | Brake fluid                   |
| - Inert chlorine sulfur     | - Soluble oils            | Cleaning agents               |
| - Activated sulfur          | - Solutions               | Water-soluble cleaning agents |
| - Inert sulfur              |                           | Anti-corrosive oil            |



ABS Coolant Proof calipers being tested by air leakage test equipment



Coolant Proof micrometer being tested by air leakage test equipment



### Temperature environment test

This equipment is used to conduct reliability tests under various extreme temperatures and humidity levels.



### Work environment test

This equipment is used to perform long-term continuous spindle operation tests.



### Electronic component test

A fully automated inspection system is used to ensure the reliability of all pre-shipment inspections of electronic components that have narrow precision tolerances, switching functions, etc.

# Digital calipers with waterproof absolute scale: ABS Coolant Proof Caliper




•Patented •Patent pending •Registered design

Just switch it on for use in environments with heavy exposure to coolants.



500-622



Certificate of inspection



500-634

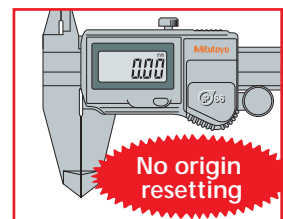
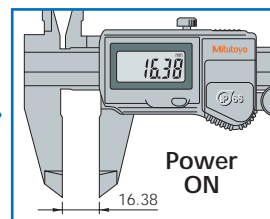
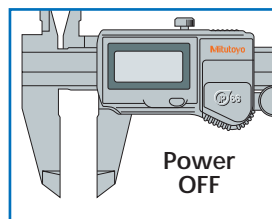
500-623

500-622

- The IP66/IP67 Coolant Proof Caliper incorporates a new length measuring system that provides protection level IP66/IP67 so the calipers can be used even in environments where large amounts of cutting oils are being sprayed from various directions (only vernier caliper readings could be done before).
- No need to wipe off water and oil from the main scale during use\*.  
\*Anti-corrosion treatment is required after use.
- Built-in ABS (absolute) scale means that these calipers are ready to use immediately after power-on without origin resetting. It's as easy as vernier caliper measurements.

- Auto power ON/OFF function.
- Measurement data output function is available with a water-resistant connection cable.
- Certificate of inspection\* is included.

\*It is not the type used to obtain calibration certificates.



## Order No. (IP66)

Order No.	Range	Order No.	Range
500-632	150mm	500-682	6"/150mm
500-637	150mm	—	—
500-633	200mm	500-683	8"/200mm
500-638	200mm	—	—
500-634	300mm	500-684	12"/300mm
500-639	300mm	—	—
500-622	150mm	500-672	6"/150mm
500-626	150mm	—	—
500-623	200mm	500-673	8"/200mm
500-627	200mm	—	—
500-624	300mm	500-674	12"/300mm
500-628	300mm	—	—

## Order No. (IP67)

Order No.	Range	Order No.	Range
500-712	150mm	500-762	6"/150mm
500-716	150mm	—	—
500-713	200mm	500-763	8"/200mm
500-717	200mm	—	—
—	—	—	—
—	—	—	—
500-702	150mm	500-752	6"/150mm
500-706	150mm	—	—
500-703	200mm	500-753	8"/200mm
500-707	200mm	—	—
—	—	—	—
—	—	—	—

Remarks
with data output, with thumb roller
with data output, without thumb roller
with data output, with thumb roller
with data output, without thumb roller
with data output, with thumb roller
with data output, without thumb roller
without data output, with thumb roller
without data output, without thumb roller
without data output, with thumb roller
without data output, without thumb roller
without data output, with thumb roller
without data output, without thumb roller

## Specifications

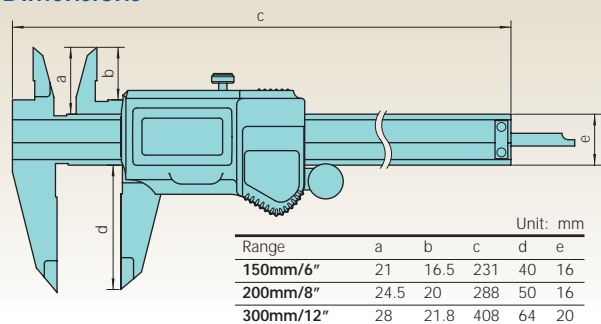
Resolution	0.01mm, .0005"/0.01mm
Accuracy*1	±0.02mm (≤200mm), ±0.03mm (>200mm)
Functions	Origin setting, Auto power ON/OFF*2, Measurement data output, Error reporting
Protection level	IP66 or IP67 (IEC60529), Anti-corrosion treatment is required after use
Power supply	One button-type silver oxide battery (SR44) (two batteries for 300mm/12" models)
Battery life	Three years under normal use conditions (one year for 300mm/12" models)
Length standard*3	Electromagnetic induction absolute linear encoder
Maximum response speed	Unlimited
Mass	168g (150mm), 198g (200mm), 350g (300mm)
Standard accessories	Button-type silver oxide battery (SR44, No. 938882), and one screwdriver for battery replacement

\*1 Quantizing error ±1 count is not included.

\*2 Display automatically shuts off approximately 20 minutes after completing measurements. Power is automatically turned on when slider is moved.

\*3 Patented (in Japan and U.S.A.), patents pending (in China, Germany, United Kingdom, France, Switzerland, and India)

## Dimensions



## Optional accessories

### • Water-resistance connection cable\*4

1-meter cable: No. 05CZA624

2-meter cable: No. 05CZA625



Output switch

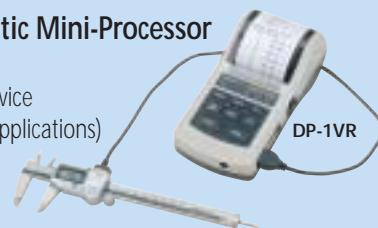


\*4 This connection cable is dedicated for Coolant Proof Caliper.

### • DP-1VR Digimatic Mini-Processor

No. 265-504

(Data processing device for quality control applications)



DP-1VR

### • MUX-10F Multiplexor

No. 262-002

(Measurement data transmission device)



### • USB Input Tool

(Measurement data input device with USB keyboard signals)

No. 262-012



# Digital Micrometer with Coolant-proof Function

## Coolant Proof Micrometer



•Patent pending •Design registration pending

These brand-new Digimatic micrometers can be used in coolant-exposed environments.



- Based on new water-proof structural technology, these micrometers provide IP65 protection levels, enabling use in environments exposed to cutting oil, etc\*.

\*Anti-corrosion treatment is required after use.

- Measurement data output function is available with a water-resistant connection cable.
- Oil-resistance materials are used in all plastic components.
- $\pm 1 \mu\text{m}$  instrumental error (75 mm/3" or less range models)
- Auto power ON/OFF function.
- Certificate of inspection\* is included. (50mm/2" or less range models)

\*It is not the type used to obtain calibration certificates.



Certificate of inspection



## Order No. (with ratchet stop)

Order No.	Range	Order No.	Range
293-230	0-25mm	293-330	0-1" /0-25mm
293-231	25-50mm	293-331	1-2" /25-50mm
293-232	50-75mm	293-332	2-3" /50-75mm
293-234	75-100mm	293-333	3-4" /75-100mm
293-240*	0-25mm	293-340*	0-1" /0-25mm
293-241*	25-50mm	293-341*	1-2" /25-50mm
293-242*	50-75mm	293-342*	2-3" /50-75mm
293-243*	75-100mm	293-343*	3-4" /75-100mm

\*without data output function

## Order No. (with ratchet thimble)

Order No.	Range	Order No.	Range
293-234	0-25mm	293-334	0-1" /0-25mm
293-235	25-50mm	—	—
293-236	50-75mm	—	—
293-237	75-100mm	—	—
293-244*	0-25mm	293-344*	0-1" /0-25mm
293-245*	25-50mm	293-345*	1-2" /25-50mm
293-246*	50-75mm	293-346*	2-3" /50-75mm
293-247*	75-100mm	293-347*	3-4" /75-100mm

\*without data output function

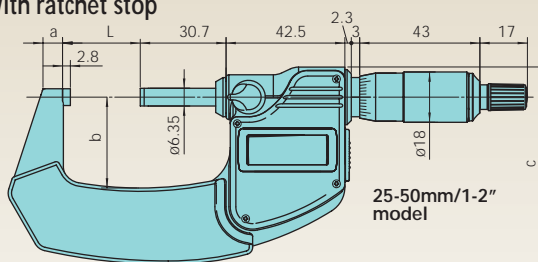
## Order No. (with ratchet stop)

Order No.	Range	Order No.	Range
293-238	0-25mm	293-335	0-1" /0-25mm
—	—	293-336	1-2" /25-50mm
293-248*	0-25mm	293-348*	0-1" /0-25mm

\*without data output function

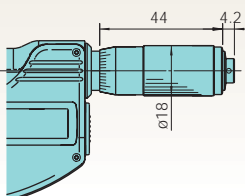
## Dimensions

### • With ratchet stop



Unit: mm				
Range	L	a	b	c
<b>Ratchet stop</b>				
0-25mm/0-1"	0	9	25	(59.8)
25-50mm/1-2"	25	9.8	32	(70.3)
50-75mm/2-3"	50	12.6	47	(91.9)
75-100mm/3-4"	75	14	60	(112.9)
<b>Ratchet thimble</b>				
0-25mm/0-1"	0	9	25	(59.8)
25-50mm/1-2"	25	9.8	32	(70.3)

### • With ratchet thimble



## Specifications

Resolution	0.001mm, .00005" /0.001mm
Accuracy*1	±1μm, ±2μm (75-100mm/3-4")
Functions	Origin setting (for ABS length measurements), Zero-setting (for INC measurements), Data hold, Autopower ON/OFF, Measurement data output, Error reporting
Protection level	IP65 (IEC60529), *Anti-corrosion treatment is required after use.
Flatness	0.3μm or less
Parallelism	1μm or less (0-25mm/0-1", 25-50mm/1-2" models) 2μm or less (50-75mm/2-3", 75-100mm/3-4" models)
Power supply	One button-type silver oxide battery (SR44)
Battery life	About 1.2 years under normal use conditions
Standard accessories	One standard bar (none for 0-25mm/0-1" models), one button-type silver oxide battery (SR44 <b>No. 938882</b> ), one wrench

\*Quantizing error ±1 count is not included.

## Optional accessories

### • Water-resistance connection cable\*2

1-meter cable: **No. 05CZA662**

2-meter cable: **No. 05CZA663**



\*2 This connection cable is dedicated for Coolant Proof Micrometer.

### • DP-1VR Digimatic Mini-Processor

**No. 264-504**

(Data processing device for quality control applications)



### • MUX-10F Multiplexor

**No. 264-002**

(Measurement data transmission device)



### • USB Input Tool

(Measurement data input device with USB keyboard signals)

**No. 264-012**





- Coordinate Measuring Machines
- Vision Measuring Systems
- Surface-, Form- and Contour Measurement
- Digital Scale and DRO Systems
- Optical Measuring
- Sensor Systems
- Hardness Measuring
- Small Tool Instruments and Data Management

**Mitutoyo Scandinavia AB**

Släntv. 6 • Box 712  
SE-194 27 Upplands Väsby  
Tel: 08-594 109 50  
Fax: 08-590 924 10  
info@mitutoyo.se  
www.mitutoyo.se

Note: All information regarding our products, and in particular the illustrations, drawings, dimensional and performance data contained in this pamphlet, as well as other technical data are to be regarded as approximate average values. We therefore reserve the right to make changes to the corresponding designs, dimensions and weights. The stated standards, similar technical regulations, descriptions and illustrations of the products were valid at the time of printing. In addition, the latest applicable version of our General Trading Conditions will apply. Only quotations submitted by ourselves may be regarded as definitive.

